

Protecting the Public Purse

Fraud Briefing 2014

Chesterfield Borough Council



Purpose of Fraud Briefing



Provide an information source to support councillors in considering their council's fraud detection activities



Extend an opportunity for councillors to consider fraud detection performance, compared to similar local authorities



Give focus to discussing local and national fraud risks, reflect on local priorities and the proportionate responses needed



Be a catalyst for reviewing the council's current strategy, resources and capability for tackling fraud

Understanding the bar charts

Outcomes for the first measure for your council are highlighted in yellow in the bar charts. The results of your comparator authorities are shown in the green bars.



Outcomes for the second measure for your council are highlighted as a green symbols above each bar. The results of your comparator authorities are shown in the white triangles.



A '*' symbol has been used on the horizontal axis to indicate your council.

All data are drawn from council submissions on the Audit Commission's annual fraud and corruption survey for the financial year 2013/14.

In some cases, council report they have detected fraud and do not report the number of cases and/or the value. For the purposes of this fraud briefing these 'Not Recorded' records are shown as Nil.

Comparator group

Amber Valley
Bassetlaw
Bolsover
Boston
Cannock Chase
Chesterfield
Copeland
Derbyshire Dales
Erewash
Gloucester
High Peak
Ipswich
Lincoln
Mansfield
Newcastle Under Lyme
North East Derbyshire
Redditch
South Derbyshire
Worcester
Wyre Forest

Interpreting fraud detection results



Contextual and comparative information needed to interpret results



Detected fraud is indicative, not definitive, of counter fraud performance (*Prevention and deterrence should not be overlooked*)



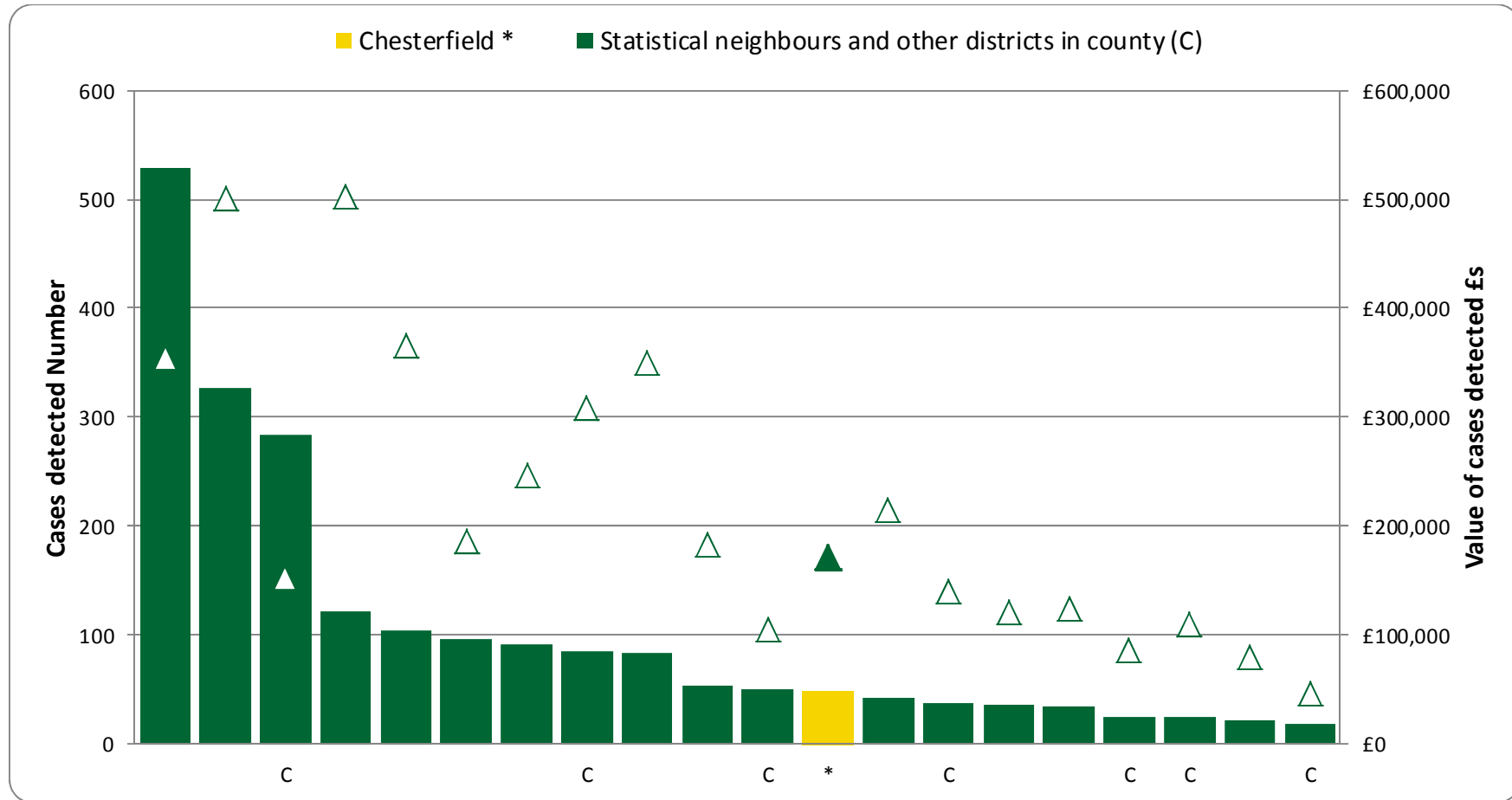
No fraud detected does not mean no fraud committed (*Fraud will always be attempted and even with the best prevention measures some will succeed*)



Councils who look for fraud, and look in the right way, will find fraud (*There is no such thing as a small fraud, just a fraud that has been detected early*)

Total detected cases and value 2013/14 (Excludes Housing tenancy fraud)

Chesterfield



Chesterfield detected 48 cases of fraud. The value of detected fraud was £169,868.

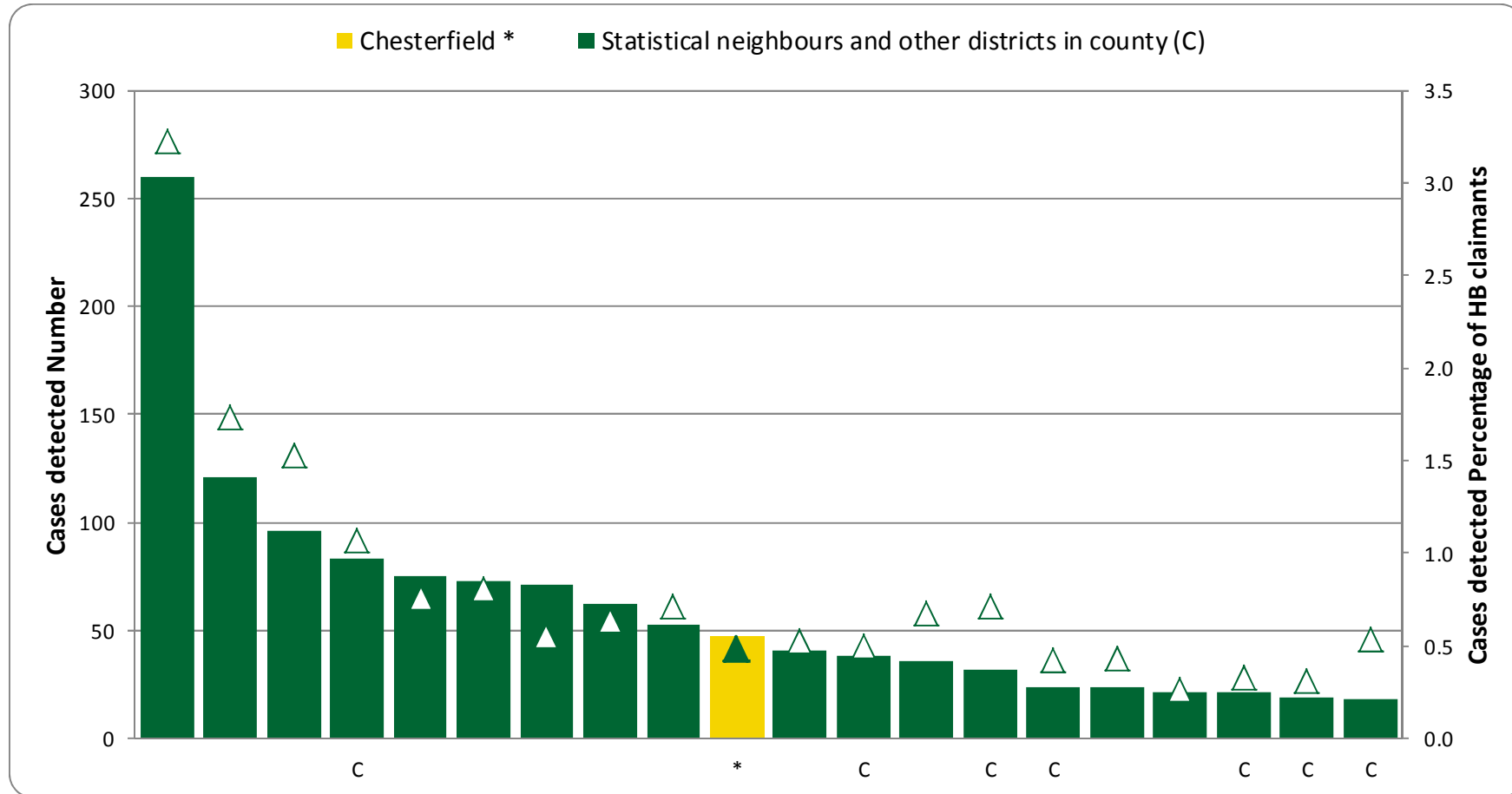
Average for statistical neighbours and county: 109 cases, valued at £219,866



Housing Benefit (HB) and Council Tax Benefit (CTB) 2013/14

Total detected cases, and as a proportion of housing benefit caseload

Chesterfield



Chesterfield detected 47 cases of this type of fraud. The value of detected fraud was £169,727.

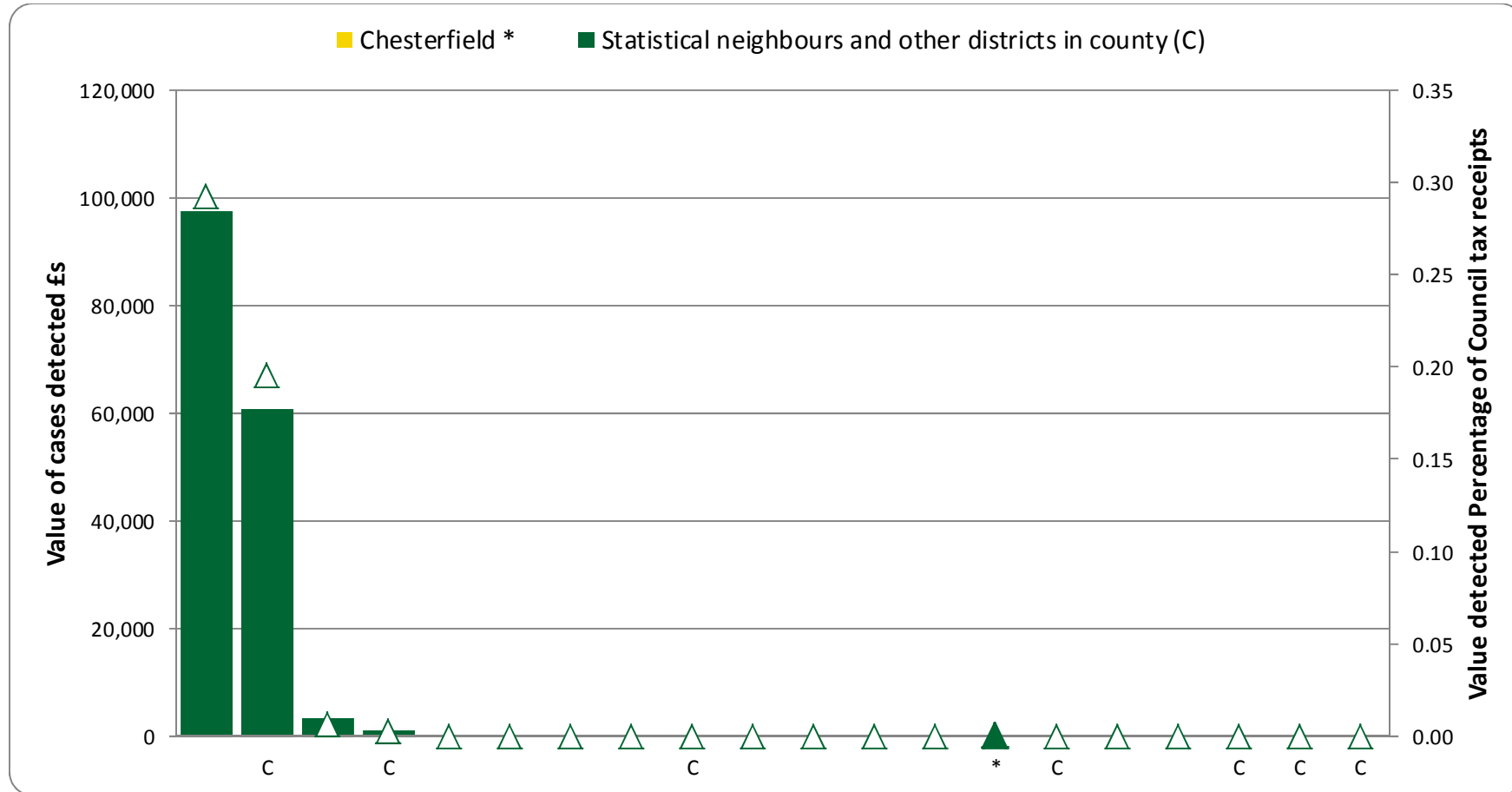
Average for statistical neighbours and county: 61 cases, valued at £202,607



Council tax discount fraud 2013/14

Total detected cases, and as a proportion of council tax income

Chesterfield



Chesterfield did not detect any cases of this type of fraud.

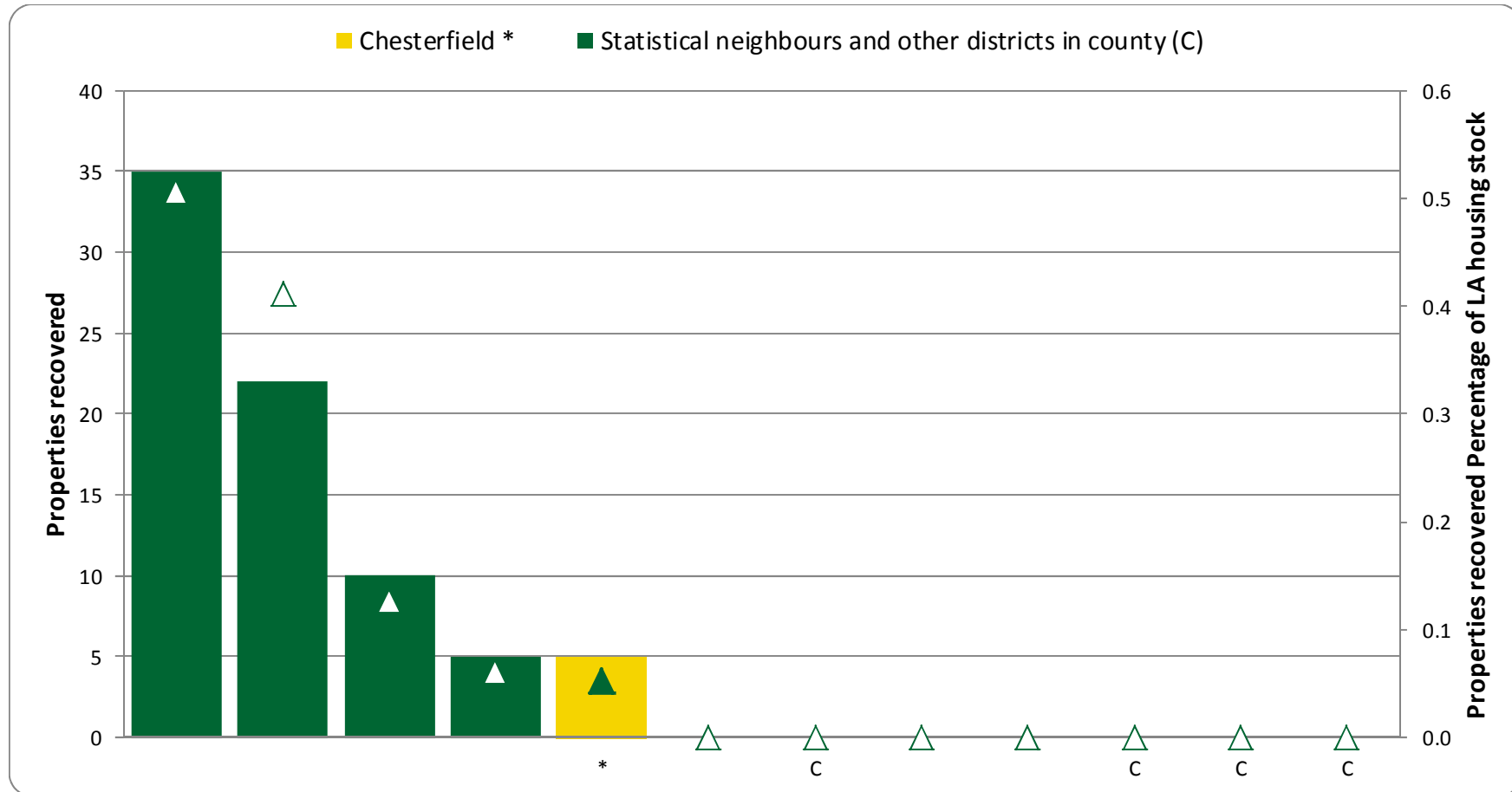
Average for statistical neighbours and county: 35 cases, valued at £8,571



Social Housing fraud (only councils with housing stock) 2013/14

Total properties recovered, and as a proportion of housing stock

Chesterfield



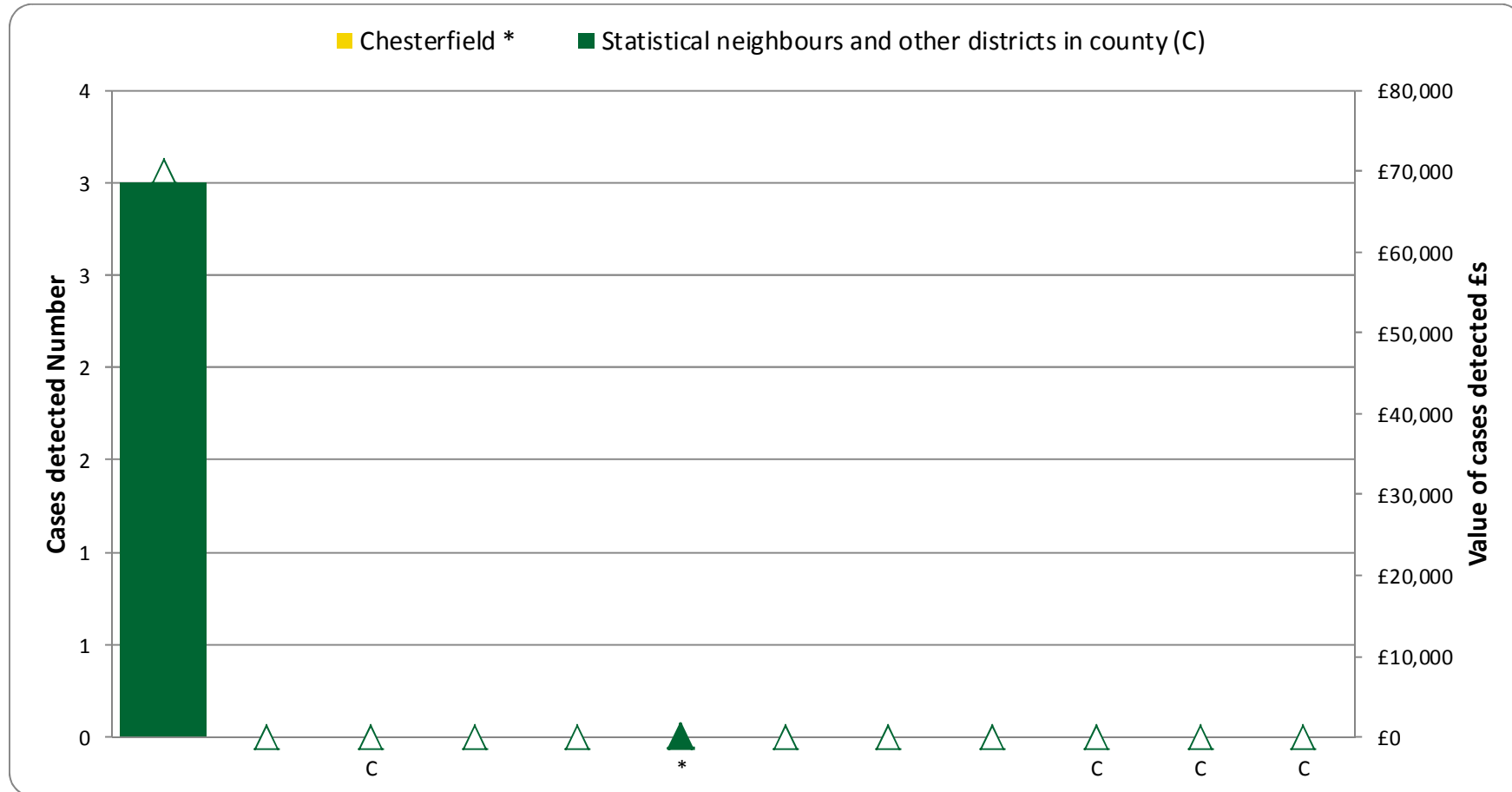
Chesterfield recovered 5 properties.
 Average for statistical neighbours and county with housing stock: 7 cases



Right to buy fraud (only councils with housing stock) 2013/14

Right to buy cases and value

Chesterfield



Chesterfield did not detect any cases of this type of fraud.

Average for statistical neighbours and county with housing stock: 0.3 cases



Other frauds 2013/14

Chesterfield

Procurement: Chesterfield did not detect any cases of this type of fraud.
Total for statistical neighbours and county: 0 cases

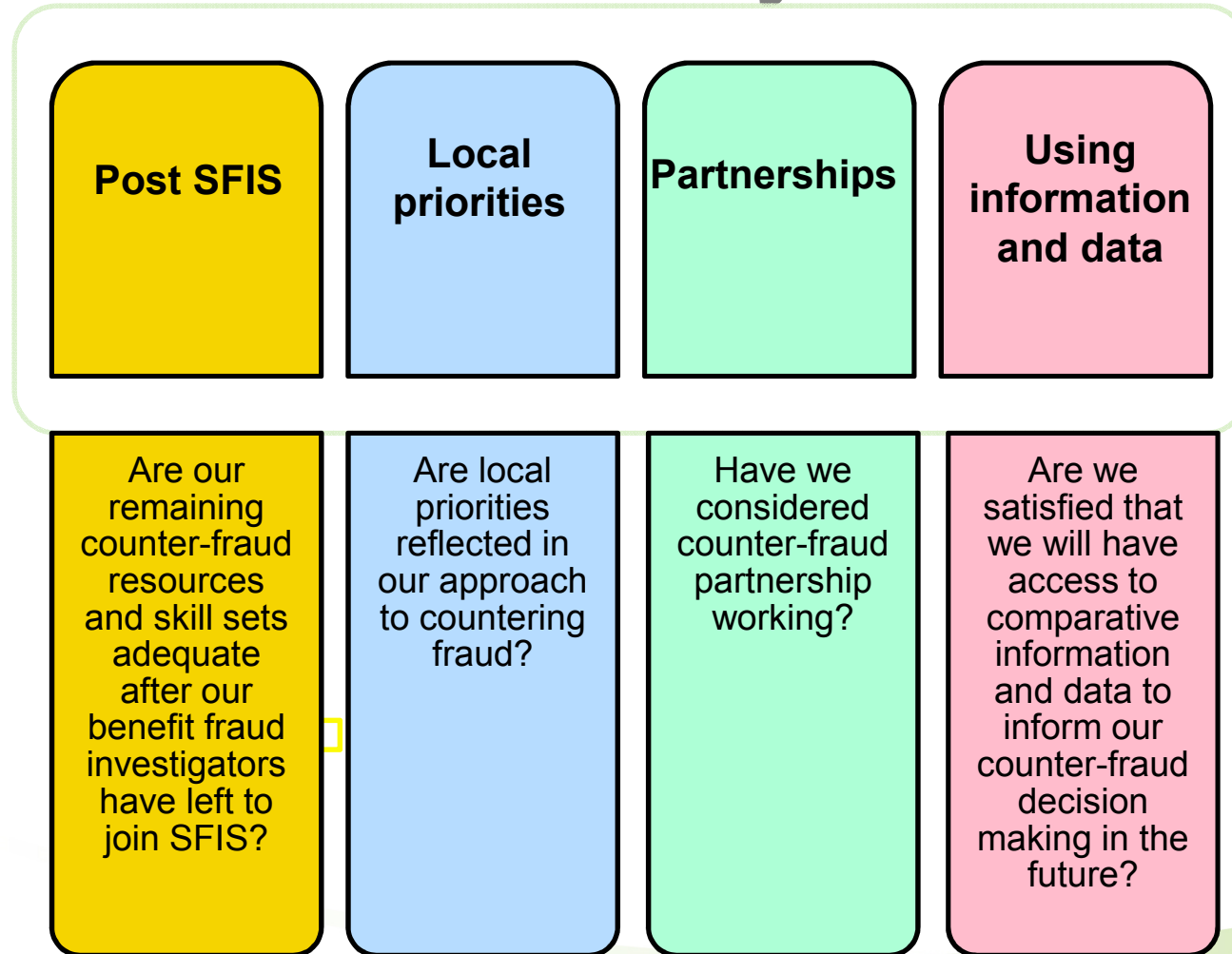
Insurance: Chesterfield did not detect any cases of this type of fraud.
Total for statistical neighbours and county: 0 cases

Economic and third sector: Chesterfield did not detect any cases of this type of fraud.
Total for statistical neighbours and county: 0 cases

Internal: Chesterfield detected 1 case of this type of fraud. The value of detected fraud was £141.
Total for statistical neighbours and county: 4 cases, valued at £1,386

*Correctly recording fraud levels is a central element in assessing fraud risk.
It is best practice to record the financial value of each detected case*

Questions elected members and decision makers may wish to ask



Any questions?

